




LC ADAPTER

STRUCTURE DIAGRAM



DESCRIPTION

D-CONNECT offers a range of quality LC adapters which have high precision alignment sleeves for improved reliability and better reconnectability. The LC adapters come with ceramic sleeves for singlemode and phosphor bronze sleeves for multimode. The housing is available in different colours with options for flange or flangeless body and metal, or inbuilt, clips.

FEATURES

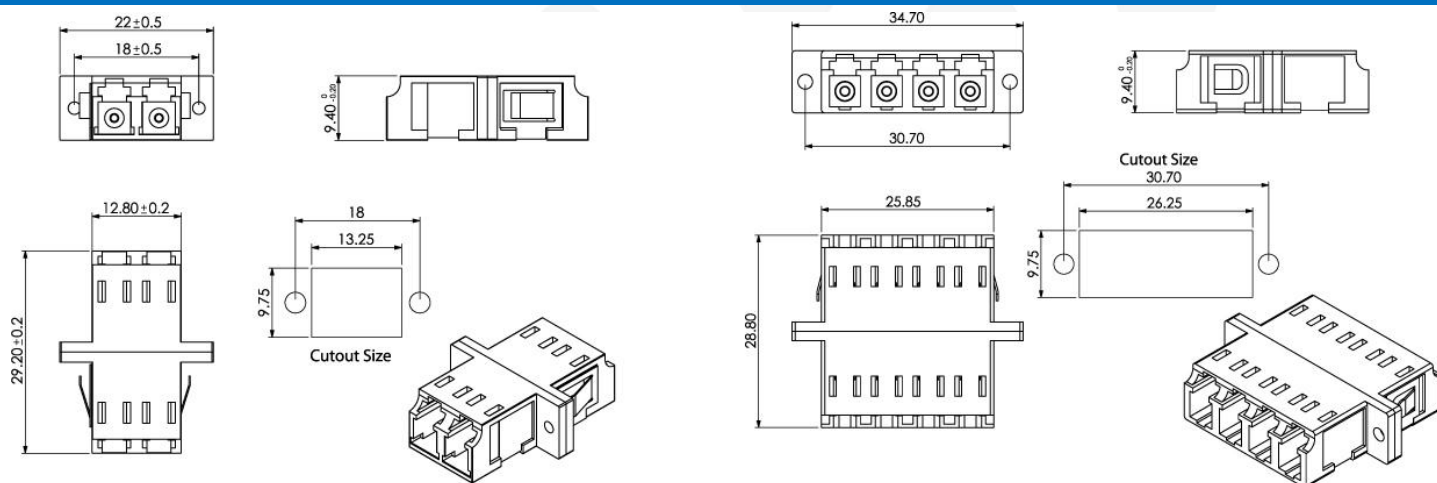
- Complies with IEC 61754-20
- High precision alignment sleeve
- Low insertion loss and high reconnectability
- RoHS, REACH SvHC compliant
- Available in simplex, duplex and quad adapters

APPLICATIONS

- Telecommunications networks
- CATV, LAN, MAN and WAN application
- Data processing networks
- Cable television
- Fibre-to-the-home
- Premises distribution



TECHNICAL DRAWING



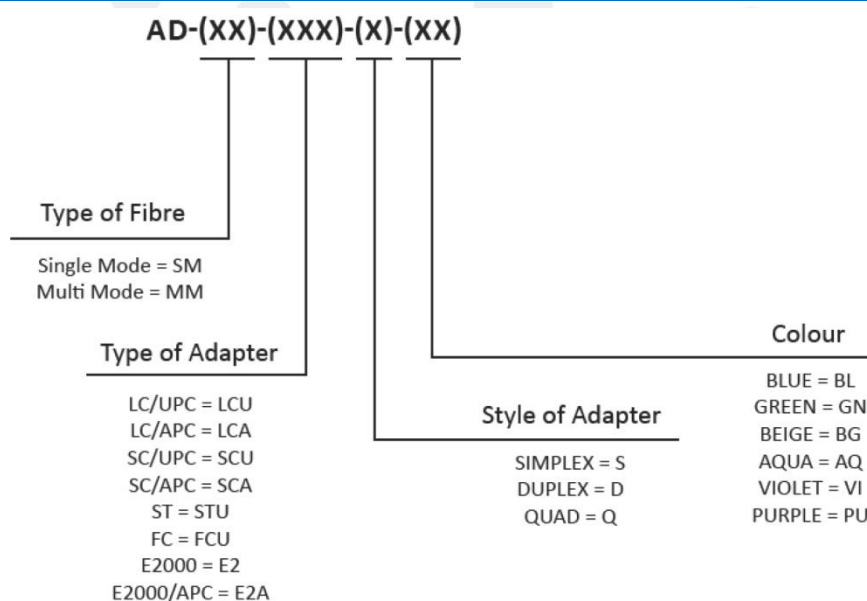
ITEM

TECHNICAL SPECIFICATIONS

	ITEM	
	Ceramic	Phosphor Bronze
Insertion Loss (Typ)	0.1 dB	0.15 dB
Mating Durability	500	
Receptacle Retention force	1N – 2.5N	
Operating temperature	-25 to +70, 12 cycles	
	Conformance	
	IEC 61300-3-4	
	IEC 61300-2-2	
	IEC 61754-20	
	IEC 61300-2-22	

ORDERING INFORMATION

ADAPTERS



Part Number: AD-MM-SCU-D-BL

Website: www.tnstechltd.com