




SC ADAPTER

STRUCTURE DIAGRAM



DESCRIPTION

D-CONNECT offers a range of high quality SC adaptors which have high precision alignment sleeves for reliability and improved reconnectability. For singlemode applications a ceramic sleeve is supplied to ensure a high precision alignment. For multimode applications a phosphor bronze sleeve is supplied. The housing is available in different colours with options for flange or flangeless body, metal clips or inbuilt clips.

FEATURES

- Complies with IEC 61754-4 and IEC 60784-14 standards
- High precision alignment sleeve
- Low insertion loss and improved reconnectability
- RoHS, REACH SvHC compliant
- Available in simplex and duplex adaptors
- SC simplex adaptors are available with a shutter (see page 8 for details)

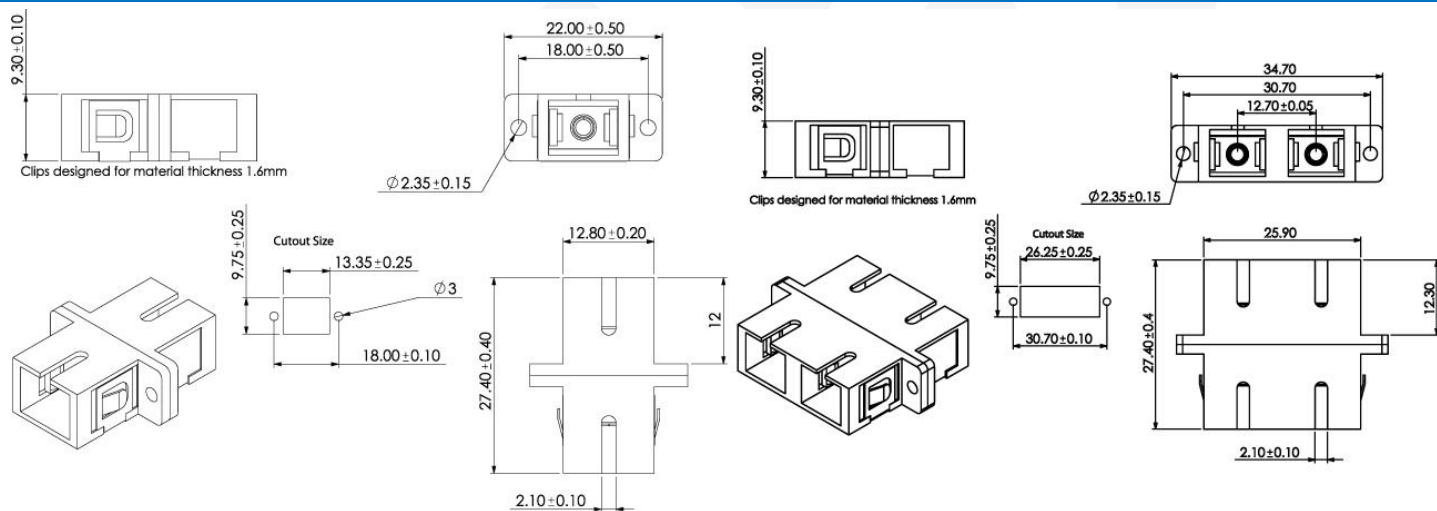
APPLICATIONS

- Data centres, premise installations, telecommunication networks
- Ethernet, fibre channel, ATM, LAN, MAN and WAN



TECHNICAL DRAWING

ITEM



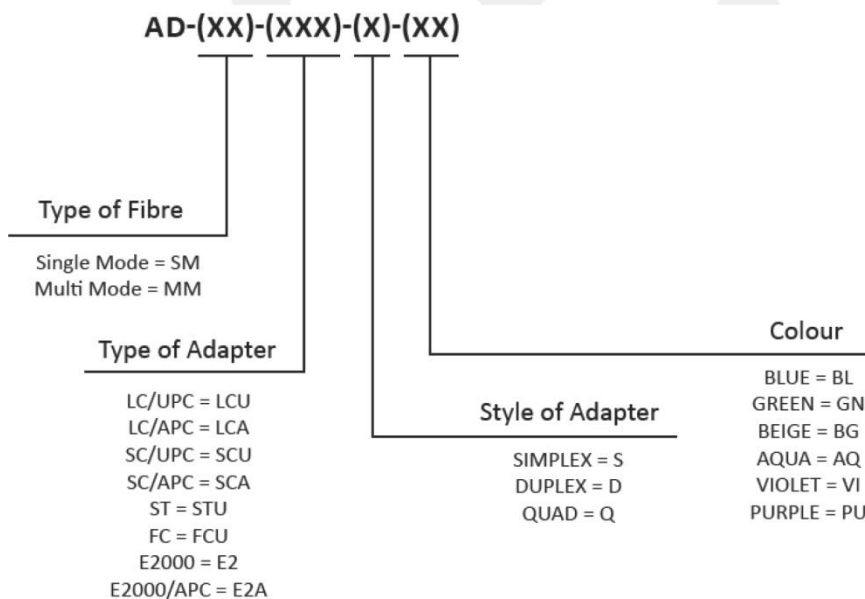
TECHNICAL SPECIFICATIONS

ITEM

	Ceramic	Phosphor Bronze	Conformance
Insertion Loss (Typ)	0.1 dB	0.15 dB	IEC 61300-3-4
Mating Durability	-	500	IEC 61300-2-2
Receptacle Retention force	-	2N - 5.9N	IEC 61754-4
Operating temperature	-	-25 to +70, 12 cycles	IEC 61300-2-22

ORDERING INFORMATION

ADAPTERS



Part Number: AD-MM-SCU-D-BL

Website: www.tnstechltd.com